



EP
Let's grow together

ES20-WA

Electric Stacker 2.0t

Fits the Dual Monitoring of Traveling and Steering Motors International Safety Standard;
Ergonomic Design Offers Perfect Combination of Performance & Safety;
Best Choice for High Efficiency & Heavy Duty Handling Task,
Top Driving Speed (Optional) Reaches 12KM/H.

EP EQUIPMENT CO.,LTD
skladtruck.com.ua



FEATURE



Performance

- The innovative AC system offers strong power, accurate control, excellent performance.
- High strength vertical gearbox, longer working life.
- Low-noise but durable hydraulic unit, good quality cylinder as well as hose ensure the high reliability of hydraulic system.
- AMP connector and durable electric wires greatly reduce malfunctions of components.
- CJ shape mast channel improves the strength of the whole truck.
- Applied with electric valve on & better heat releasing systems support long time operation.



Safety

- Safe hydraulic system design prevents mast from falling down abruptly when hydraulic pipeline cuts off.
- Emergency reverse belly button protects the operator from getting hurt.
- Emergency disconnect will cut off power source to avoid accident when truck goes out of control.
- Multiple lifting limit protection ensures safety.
- Automatic switch to lower speed when the fork reaches its setting height.
- Anti-rolling back brake keeps the truck from skidding down when truck is out of control or travelling on ramp.
- Electric valve will be locked up when power is cut off.
- Dual monitoring power steering.

Operation

- With the new design of ergonomical tiller head, all buttons can be reached conveniently & comfortably.
- Foldable platform reduces vibration which makes operator feel more comfortable.
- Compact design, flexible and operational.
- When platform is folded, truck can work at low speed in smaller space.
- Side-open battery design for easy battery replacement and various applications.
- Electric proportional valve equipped as standard feature.

Maintenance

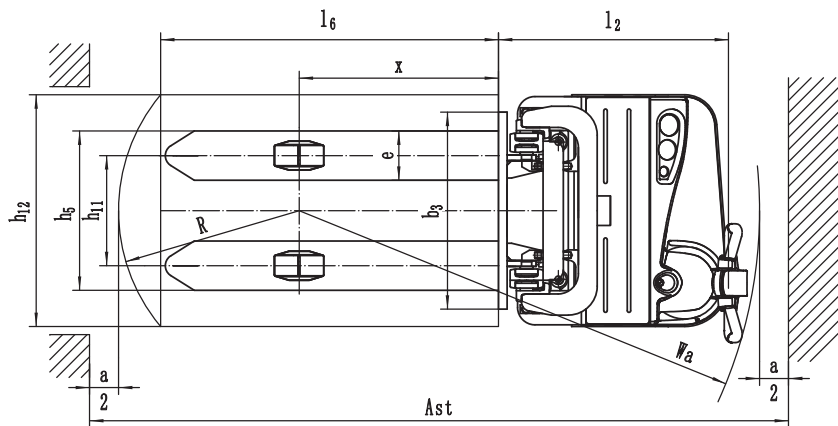
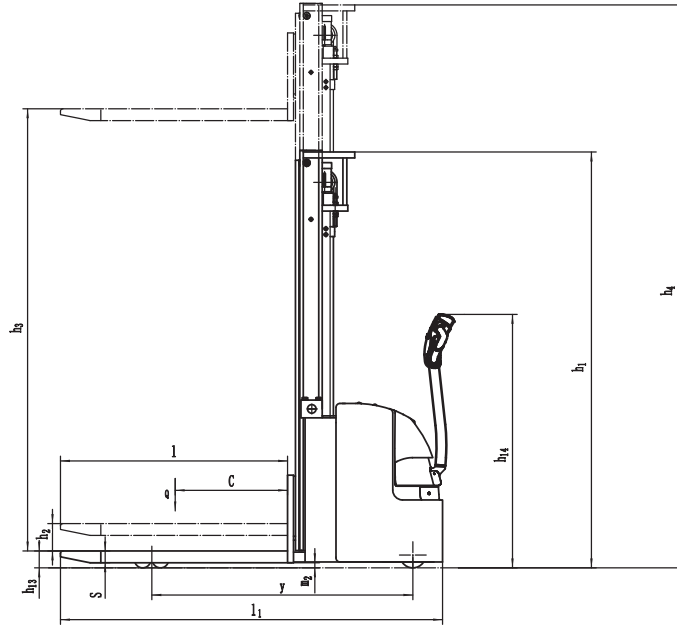
- AC traction motor, maintenance free.
- Hour meter and battery indicator remind the operator of battery charging.
- Easily remove the back cover by only losing two bolts; Access to all key components for inspection, maintenance and replacement.
- Vertical motor makes the inspection & service much more convenient.
- Control system allows easy trouble-shooting.
- Low voltage cut off setting protects batteries.

Electric Stacker2.0t

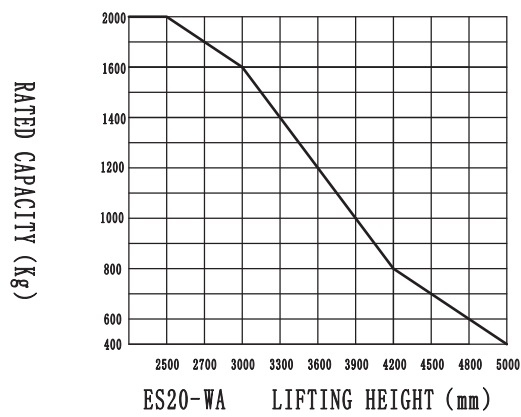
ES20-WA

Distinguishing mark				
1.1	Manufacturer			EP
1.2	Model designation			ES20-WA
1.3	Drive unit			Battery
1.4	Operator type			Pedestrian
1.5	rated capacity	Q	kg	2000
1.6	Load center distance	c	mm	600
1.8	Load distance, centre of drive axle to fork	x	mm	693
1.9	Wheelbase	y	mm	1305
Weight				
2.1	Service weight (include battery)		kg	1170
2.2	Axle loading, laden driving side/loading side		kg	850/2320
2.3	Axle loading, unladen driving side/loading side		kg	780/390
Types,Chassis				
3.1	Tyre type Driving wheels/Loading wheels			PU/PU
3.2	Tyre size, driving wheels (diameter×width)		mm	Φ230×75
3.3	Tyre size, loading wheels (diameter×width)		mm	Φ85×70
3.4	Tyre size, caster wheels (diameter×width)		mm	Φ130×55
3.5	Wheels, number driving, caster/loading (x=drive wheels)		mm	1x +1/4
3.6	Track width, front,driving side	b ₁₀	mm	538
3.7	Track width,rear,loading side	b ₁₁	mm	380
Dimensions				
4.2	Height, mast lowered	h ₁	mm	2020
4.3	Free lift	h ₂	mm	100
4.4	Lift height	h ₃	mm	2912
4.5	Height, mast extended	h ₄	mm	3465
4.9	Height drawbar in driving position min./max.	h ₁₄	mm	715/ 1200
4.15	Lowered height	h ₁₃	mm	88
4.19	Overall length	l ₁	mm	1940
4.20	Length to face of forks	l ₂	mm	787
4.21	Overall width	b ₁	mm	800
4.22	Fork dimensions	s/ e/ l	mm	60×190×1150
4.24	Fork carriage width	b ₃	mm	680
4.25	Outside width of the forks	b ₅	mm	600
4.32	Ground clearance, center of wheelbase	m ₂	mm	18
4.34.1	Aisle width for pallets 1000 × 1200 crossways	Ast	mm	2465
4.34.2	Aisle width for pallets 800 × 1200 lengthways	Ast	mm	2440
4.35	Turning radius	Wa	mm	1589
Performance data				
5.1	Travel speed, laden/ unladen		km/ h	4.5/5.0
5.2	Lifting speed, laden/ unladen		m/ s	0.11/0.16
5.3	Lowering speed, laden/ unladen		m/ s	0.32/0.23
5.4	Reaching speed, laden / unladen		m/ s	0.16/0.12
5.8	Max. gradeability, laden/unladen		%	6/12
5.10	Service brake type			Electromagnetic
Electric-engine				
6.1	Drive motor rating S2 60 min		kW	1.1
6.2	Lift motor rating at S3 15%		kW	3.0
6.3	The maximum allowed size battery		mm	788×180×600
6.4	Battery voltage/nominal capacity K5		V/ Ah	24/280
6.5	Battery weight		kg	240
Addition data				
8.1	Type of drive unit			AC
10.5	Steering type			Machanical Steering
10.7	Sound pressure level at the driver's ear		dB (A)	74

If there are improvements of technical parameters or configurations, no further notice will be given.
The diagram shown may contain non-standard configurations.



RATED CAPACITIES GRAPH



Mast Option

Lift h3+h13 (mm)	mast types	Lowered mast height h1 (mm)	Free lift h2 (mm)	Extended mast height h4 (mm)
2700	Duplex ZT	1870	100	3165
3000		2020	100	3465
3300		2170	100	3765
3600		2320	100	4065
3900		2470	100	4365
4170		2600	100	4625
4000	Triplex DZ	1830	1390	4470
4500		2030	1590	4970
4800		2130	1690	5270

Option

Options		ES20-WA
3	Fork length	●1150○1220
4	Fork width	●600○685
10	Driving wheel	●PU○Rubber wheel/PU wheel with Pattern
11	Balance wheel	●
15	cold storage	○
16	Mast screen	○
17	Battery indicator with hour meter	●
18	Battery indicator without hour meter	○
19	Battery capacity	●280AH
20	Lateral change battery	●
22	Water auto-filling system	○
25	Vertical handler working	○
26	Proportional lifting	○
27	Height limitation	●
30	Side shift	—
31	half speed function in turning	—
32	Guard arm	—

Note: ● standard ○ option — NA



ОФИЦИАЛЬНЫЙ ДИСТРИБЬЮТОР БРЕНДА EP EQUIPMENT

+380 73 972 1163

skladtruck.com.ua

info@skladtruck.com.ua

